



# Comparative Demographics | Buchanan Dam vs. All Texas Hill Country Rural Areas


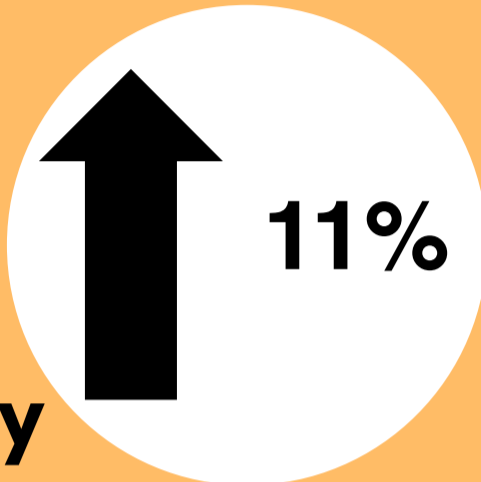
## ANNUAL POPULATION GROWTH

Buchanan Dam  
**29% HIGHER**  
than  
Rural Hill Country




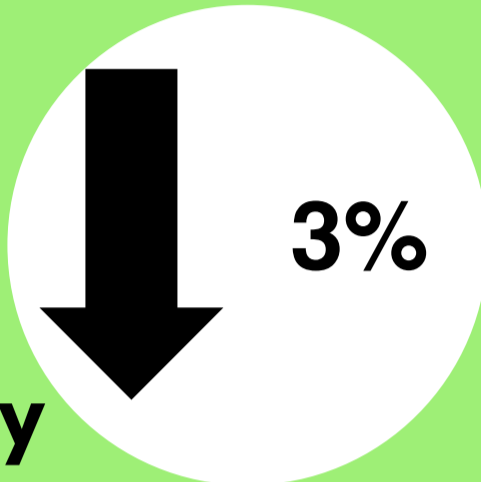
## % HOME VALUES \$500,000+

Buchanan Dam  
**11% HIGHER**  
than  
Rural Hill Country




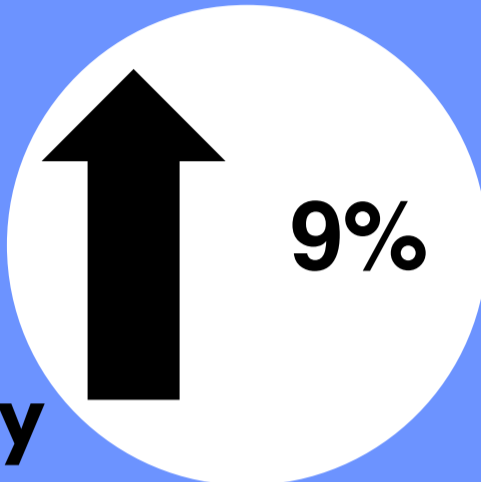
## % HOUSEHOLD INCOMES \$100,000+

Buchanan Dam  
**3% LOWER**  
than  
Rural Hill Country




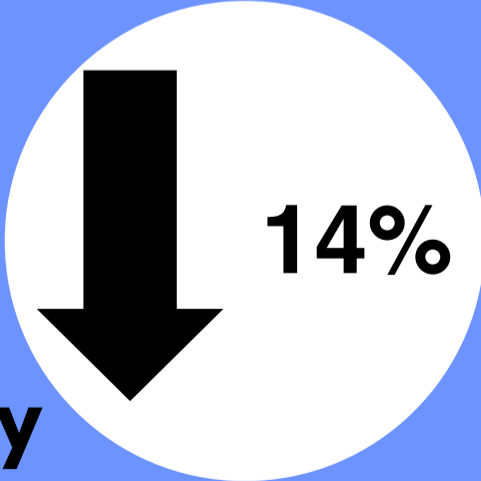
## % HOUSEHOLD NET WORTH \$500,000+

Buchanan Dam  
**9% HIGHER**  
than  
Rural Hill Country




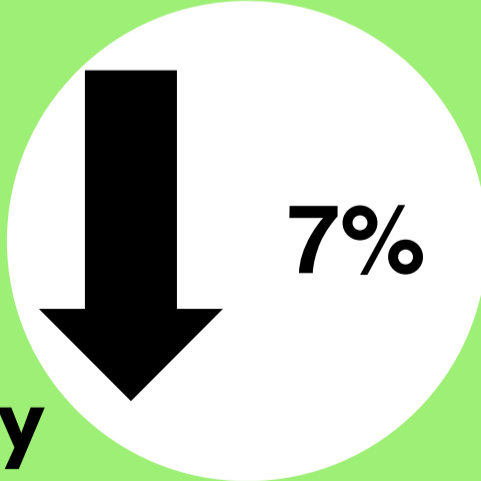
## PROPERTY VALUE TREND

Buchanan Dam  
**14% LOWER**  
than  
Rural Hill Country




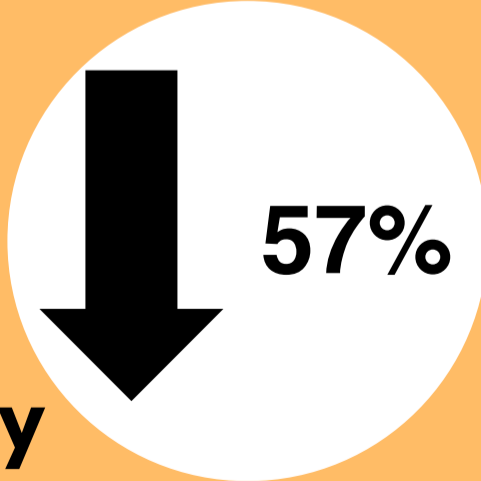
## % ADULTS AT LEAST BACHELOR'S DEGREE

Buchanan Dam  
**7% LOWER**  
than  
Rural Hill Country




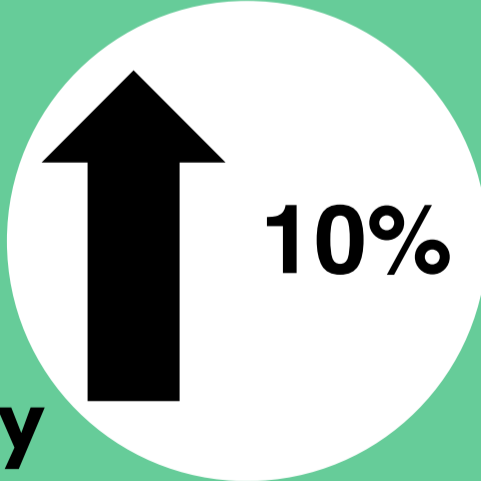
## % HOMES WITH CHILDREN

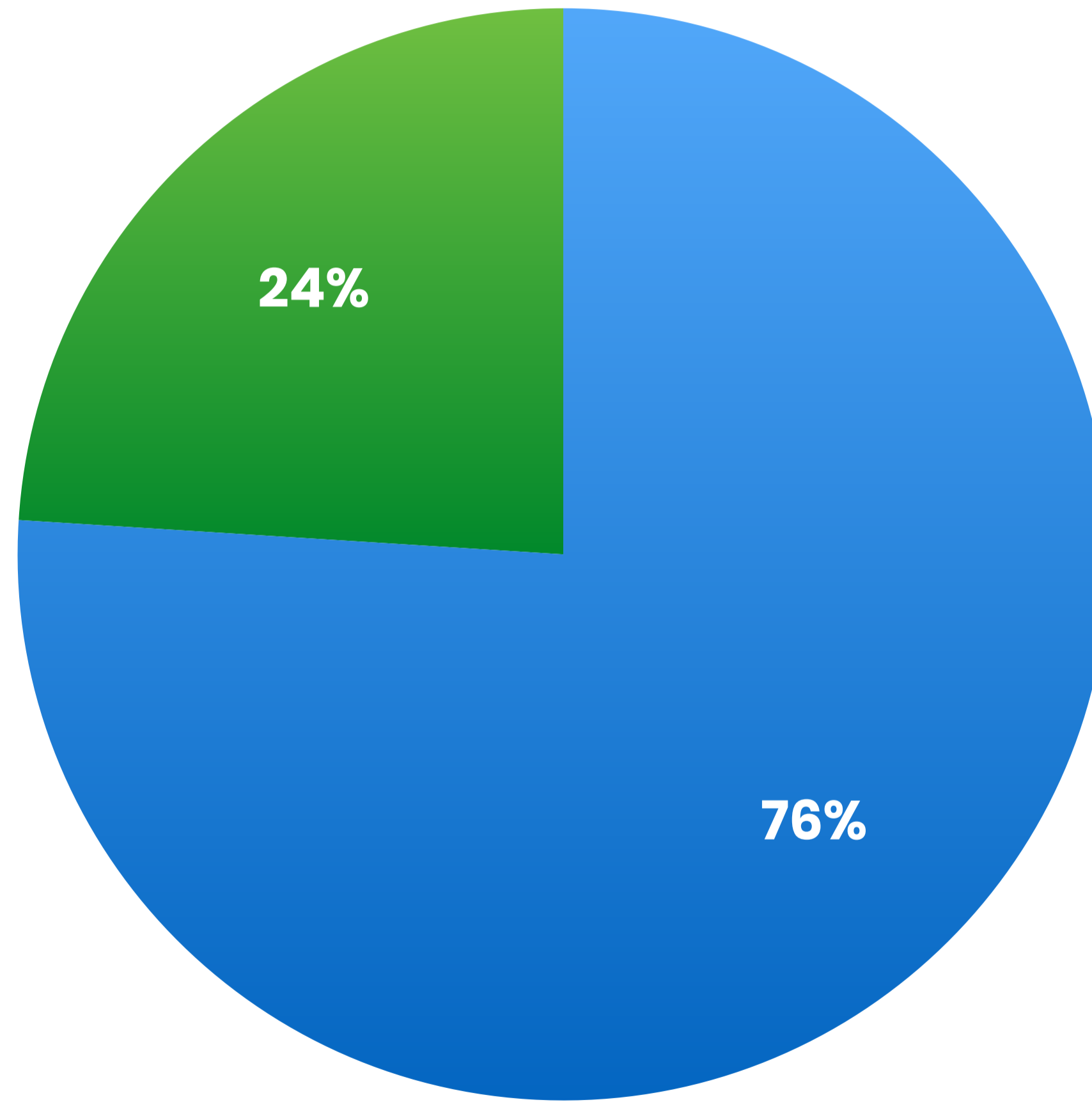
Buchanan Dam  
**57% LOWER**  
than  
Rural Hill Country



## % HOMES OWNER OCCUPIED

Buchanan Dam  
**10% HIGHER**  
than  
Rural Hill Country





**76% Senior Escapes**

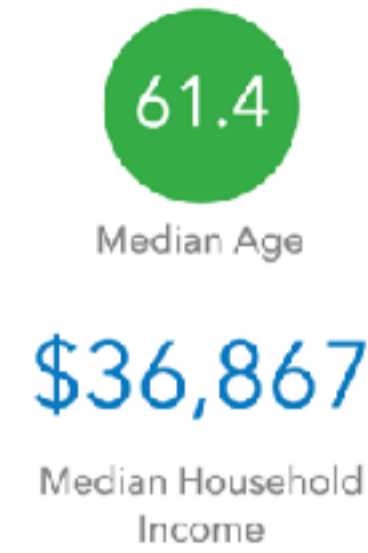
- 2.2 avg. household size
- 53 median age
- 25%+ 65-74 years old
- Owner occupied
- Politically conservative
- Health conscious
- Banking in person

**24% Rural Resort Dwellers**

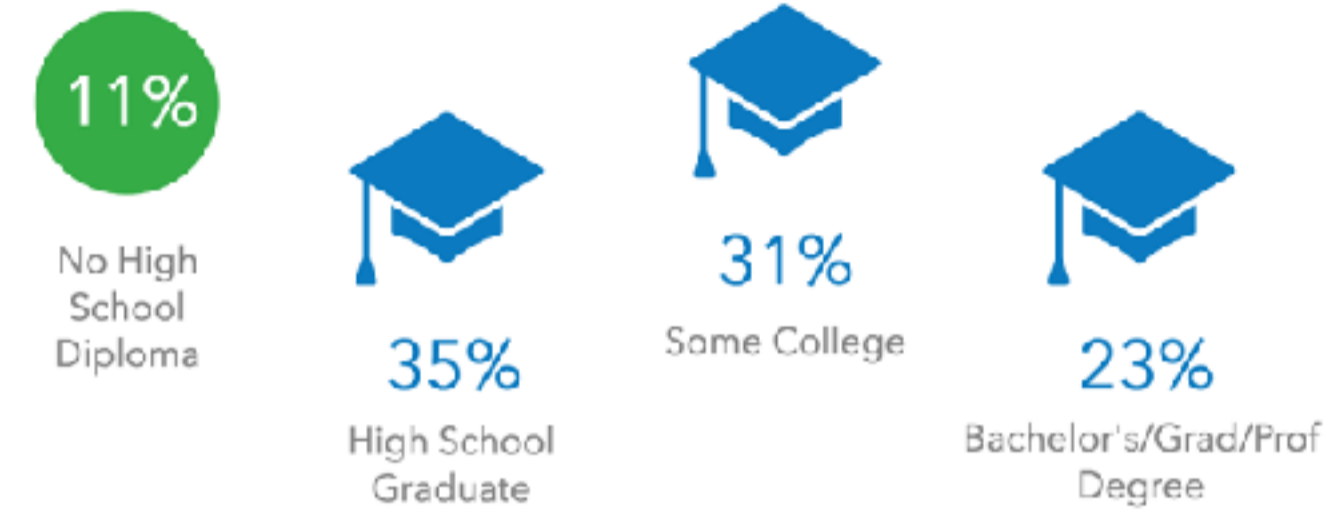
- 2.2 avg. household size
- 52 median age
- 42% married with no children
- Strong second home market
- Postponing retirement
- Pay little attention to advertising
- Buy brands they know

# Infographics | Buchanan Dam


## KEY FACTS



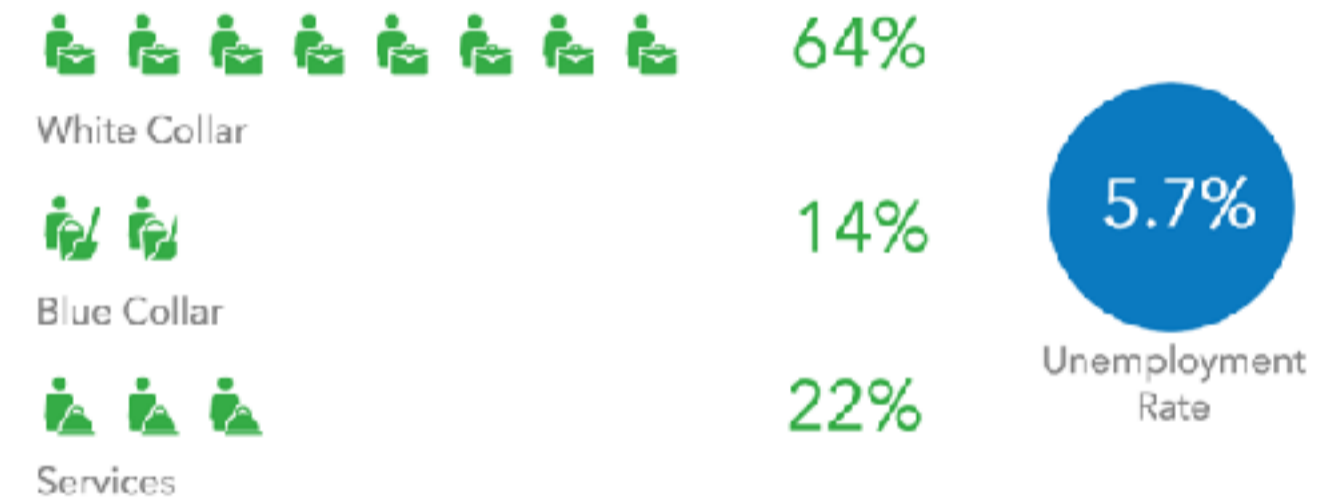
## EDUCATION




## BUSINESS



## EMPLOYMENT



## INCOME



## Households By Income

The largest group: \$15,000 - \$24,999 (20.2%)

The smallest group: \$200,000+ (0.9%)

Indicator	Value	Difference
<\$15,000	11.5%	-0.9%
\$15,000 - \$24,999	20.2%	+9.5%
\$25,000 - \$34,999	16.8%	+1.9%
\$35,000 - \$49,999	9.2%	-4.8%
\$50,000 - \$74,999	12.9%	-2.9%
\$75,000 - \$99,999	10.4%	+0.2%
\$100,000 - \$149,999	16.4%	+4.1%
\$150,000 - \$199,999	1.6%	-3.1%
\$200,000+	0.9%	-4.1%

Bars show deviation from  
Llano County